

## **Enterprise Budgeting and Planning with Quantrix**

**Distributed, Server-based Budgeting  
Solution Improves Accessibility,  
Collaboration, Consolidations  
and Accuracy**



**QUANTRIX™**

© 2008 Quantrix, inc. All rights reserved

# Enterprise Budgeting and Planning with Quantrix

Business modeling and analytics are an integral part of corporate planning systems in many organizations. Core financial modeling activities such as budgeting, forecasting, strategic planning as well as ad hoc and exploratory analytics guide decision-making processes. Oftentimes, model data and the models themselves need to be broadly and readily accessible to business units, departments, teams, and individuals that are dispersed geographically. Quantrix offers a solution for dynamic budgeting and planning models and analyses to be flexibly and securely shared throughout the enterprise.

A Quantrix-based budgeting and planning solution addresses the challenges of dynamic and oftentimes complex organizations. Many enterprises, particularly globally-integrated corporations, are organized as a matrix of business units and divisions defined by geography, product (or service), or position within a corporate value chain. These units need the flexibility to create highly specific financial, operational, and decision-support models that address the issues and challenges that are unique to their business unit. The outputs of these specialized models flow into the unit's budget model. While each unit's budget model reflects specific needs, expenditures and projections, it also must "normalize" the data so that it can be accessed by corporate entity for consolidation into a master budget model.

Key benefits of a distributed Quantrix-based enterprise budgeting and planning solution include:

## **Accessibility**

Quantrix Modeler is readily deployed with a database on a centralized server so that current budget data are accessible by authorized personnel in any location at any time. Various versions of the budget model and the data itself are not isolated in a tangled web of spreadsheets located on individuals' desktops. Rather, the Quantrix solution allows individuals and teams access to the latest budget data when they need it without impeding others.

## **Ease of Use**

Quantrix models can be configured so that users can create, manipulate or view only the budget elements or data that is important to them. This speeds implementation, simplifies the end-user experience, and reduces the chances of unintended entries or changes.

## **Secure Collaboration**

In many organizations, collaboration is crucial to success, yet fraught with risk. Quantrix employs a highly structured User Role and Permission framework that enables administrators and model authors to control the interaction that colleagues can have with models. This eliminates the well-publicized vulnerabilities associated with sharing spreadsheets.

## **Flexibility**

Over time, spreadsheets become rigid and prone to error as they grow in size and complexity. Integration points break with even the slightest changes to data or structure. Enterprise budgeting solutions are costly and tend to force organizations to

work within the lowest common denominator with simplified, narrowly-focused templates. In contrast, Quantrix Modeler, which is designed for the business user, is inherently flexible and configurable to each business unit's or division's needs. It delivers insights while ensuring models of the highest accuracy, integrity and dynamism. Budgets and plans developed with Quantrix enable organizations to anticipate changes that occur in competitive and fluid business environments and devise a plan for success.

### **The Urgency of Now**

Quantrix provides the appropriate solution when you need an answer or insight right away. Information assets such as data warehouses, databases and OLAP cubes can be accessed and queried by business users with Quantrix DataNAV for creating ad hoc and exploratory analyses, models, and visualizations that answer urgent questions outside the scope of existing analyses and reports.

### **Transparency**

Organizations that implement a Quantrix distributed budgeting and planning solution have greater confidence in the numbers. Quantrix models are highly transparent so that users can quickly grasp the purpose, structure and validity of the model. Business logic is defined with plain-language formulas that are easy to read and understand. With spreadsheets, the business logic is cryptic and hidden within the cell. With Quantrix, model authors and end-users alike can add notes or explanations to formulas or cells, without affecting their integrity or performance. Model, cell, and data dependencies are visually presented with the Dependency Inspector. The DataNAV cursor hover indicates the source of the data for the cell. The audit trail feature automatically tracks and records user interactions with the model.

### **Consolidations**

Budgets and forecasts can be linked so that information and analyses can either automatically or manually consolidate to "master" models, providing the big picture view. With globally-integrated organizations operating in multiple currencies, it is important for the headquarters to be able to convert into a standard reporting currency. With Quantrix, consolidating to a reporting currency is both easy to do and easy to automate. Also, some business units may find it desirable to work with the local language in the budgeting process. This is readily accomplished with the Quantrix Vocabulary Manager add-on, which enables models to be displayed in multiple languages. Headquarters can then view the same model in its standard reporting language.

# Quantrix Enterprise Budgeting and Planning Solution

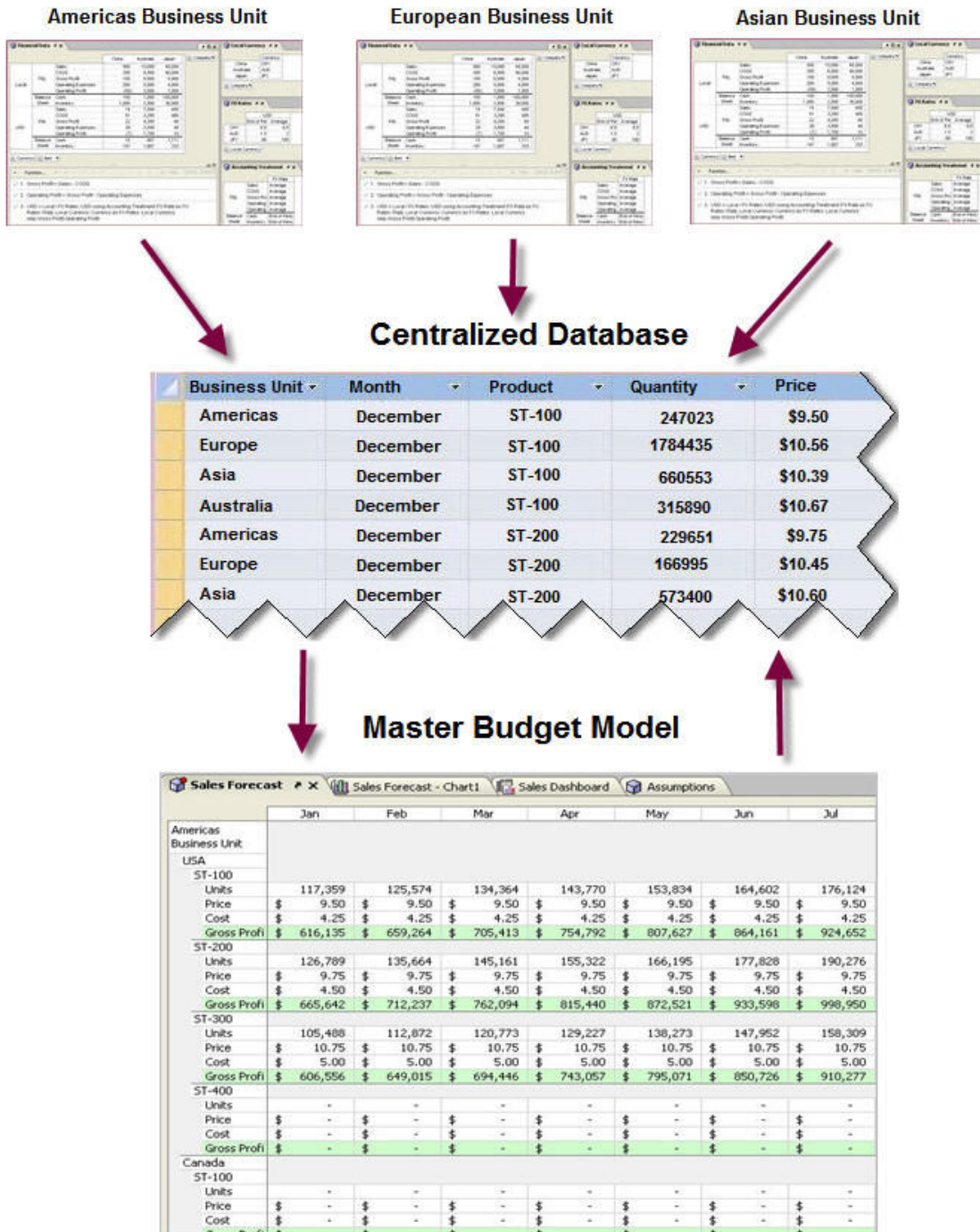


Illustration: The image above shows how business unit budgets can be “pushed” to a centralized database and then consolidated into a master budget.

## **Quantrix Product Portfolio**

The Quantrix-based enterprise budgeting and planning solution is deployed with a combination of Quantrix Modeler (Professional or 64), DataLink, DataPush, and DataNAV. The solution leverages the capabilities and benefits of a database. Product descriptions are as follows:

### **Quantrix Modeler**

Quantrix Modeler is business modeling and analytics software that offers unmatched capability for budgeting, forecasting, planning, risk modeling, visual analytics and more. Quantrix addresses the limitations and risks inherent to spreadsheets when developing business-critical models. It allows you to tap into the collective expertise of your team without the business risks associated with sharing spreadsheets. It also enables the business user to create interactive presentations, reports and dashboards. But Quantrix doesn't stop there - it allows you to develop "what if" scenarios and model the financial and operational impact of the business decisions you might take.

### **DataLink and DataPush**

DataLink and DataPush are add-on tools that allow organizations to bi-directionally integrate Quantrix models with databases and business applications. "On-the-fly" updates make budgeting and planning activities even more dynamic by enabling real-time analysis. The business user can integrate models with existing databases, flat files, spreadsheets, matrices and all types of business applications via an easy-to-use Wizard - often without involving the IT department. The database can be any type (MS SQL Server, MySQL, Oracle, IBM DB2, Sybase, and others) provided that Quantrix Modeler can connect and communicate via ODBC/JDBC drivers. The database enables versioning of data as well as security controls.

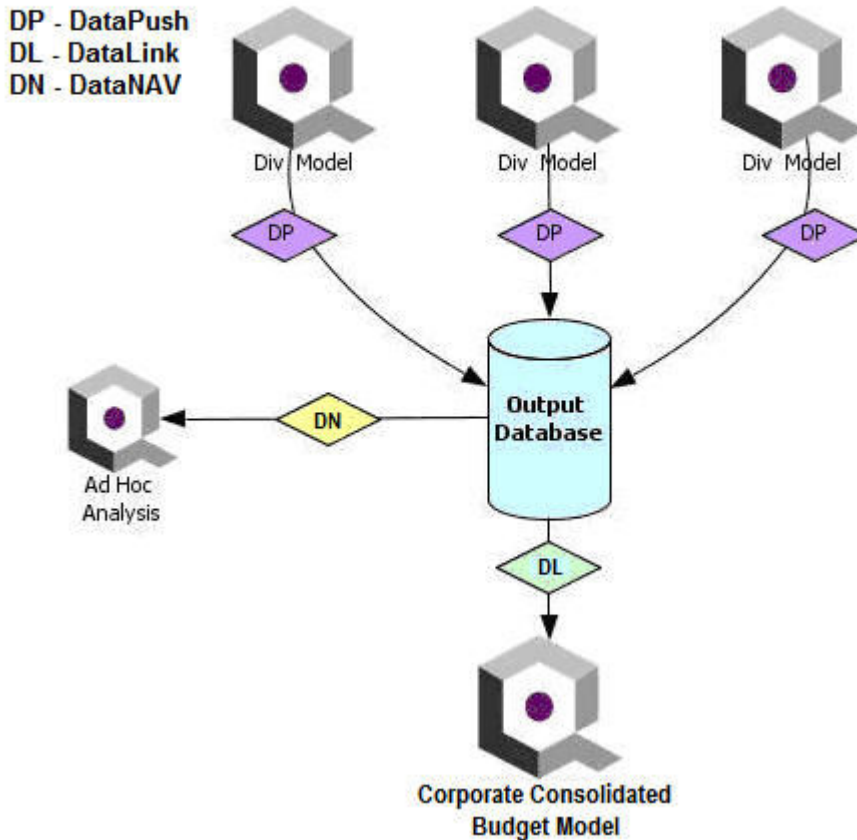
### **DataNAV**

DataNAV is a substantial advancement for Data Navigation, Analysis, and Visualization (DataNAV), enabling both business and IT professionals to easily query data sources to develop ad hoc, exploratory, as well as structured analyses. The combined DataNAV and Quantrix Modeler solution represents a practical and easily deployed alternative to the widespread yet highly problematic practice of pairing spreadsheets with rigid enterprise budgeting and planning tools. DataNAV can access data sources including MS SQL Server, IBM DB2, Sybase, Vertica, MySQL, PostgreSQL, Firebird, MonetDB, MS Access, MS Excel, Text Files, and more.

## **A Distributed Solution**

The Quantrix solution enables both concurrent model inputs and calculations for a distributed budgeting system. This is particularly important when there are a number of lines of business, divisions, or other organizational levels that are responsible for their own budgets, which are then consolidated up to a master budget model. The models developed and maintained by business units are "pushed" to a central database, using the DataPush add-on product. During the push, the business unit's budget model tags its records with its unit identifier. The master model includes a business unit category on which a DataLink can roll up the various units. The solution architecture is outlined in the illustration below:

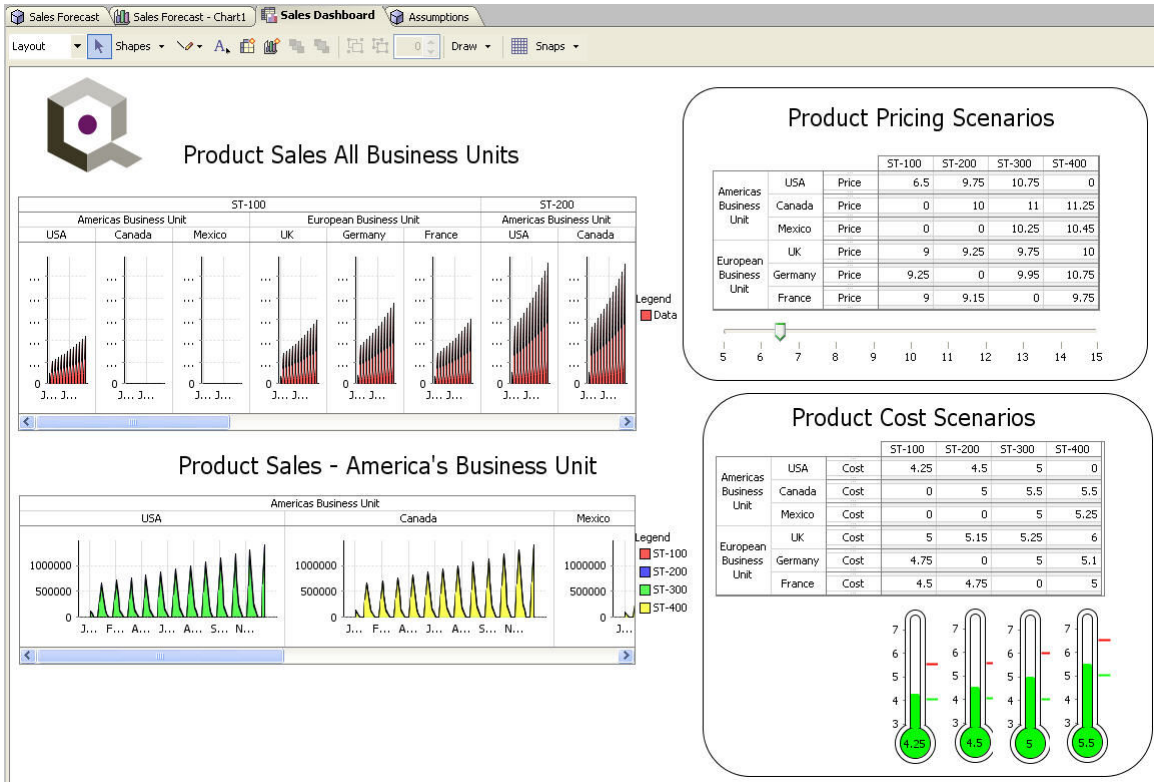
## Quantrix Enterprise Budgeting and Planning Solution



*This diagram illustrates the architecture and data flows for a Quantrix-based Enterprise Budgeting and Planning Solution. It also demonstrates how DataNAV can access the centralized database for ad hoc and exploratory analyses and modeling outside the scope of the budget process.*

### Interactive Dashboards, Presentations and Reports

The Presentation Canvas feature in Quantrix Modeler allows users to highlight important budget views, charts, images, and annotations onto a single interactive presentation view. Using the Presentation Canvas, interactive dashboards and reports can be designed to enable comparative analyses of the performance of business units and divisions. Since the budget model data has been normalized, this allows “apples-to-apples” comparisons where appropriate. Interactive sliders enable dynamic presentation of “what if” scenarios. Quantrix ‘Snap’ technology precisely lines up objects on the canvas for a clean, symmetrical layout that can be presented or printed.



*Illustration: The Presentation Canvas allows users to create, share and print dynamic dashboards, presentations, and reports. Dashboard sliders, dial gauges, thermometers and other widgets enable interaction with and visual analysis of “what if” scenarios.*

## Conclusion

A Quantrix-based budgeting and planning solution will improve business performance through enhanced accessibility, collaboration, flexibility, time-to-insight, transparency and consolidations across the enterprise. A Quantrix solution can be quickly configured and deployed to meet the diversity and uniqueness of an organization’s varied budgeting and planning needs. For more information on how to substantially improve budgeting and planning at your organization, please contact [info@quantrix.com](mailto:info@quantrix.com).